

# *Moving to Arkansas*

## *A Tax Guide for New Residents*

### *2016 Tax Year*



#### *Facts about Arkansas*

The scenic beauty of the Natural State appeals to travelers from all over the country. Among the state's greatest assets are its six national park sites, 2.6 million acres of national forest lands, 13 major lakes, and two mountain ranges. Scenic drives lead to breathtaking vistas in the Ozarks and the Ouachitas, more than 9,000 miles of streams and rivers provide incomparable canoeing and fishing opportunities, and over 16,000 publicly and privately owned campsites allow access to the outdoor world in ever corner of the state. The only diamond mine in the nation is located in Murfreesboro, Arkansas, at the Crater of Diamonds State Park. Arkansas offers choice retirement communities like Hot Springs Village or Bella Vista, major tourist attractions like Oaklawn Park in historic Hot Springs, picturesque vistas like Eureka Springs and Petit Jean Mountain, and the caverns in Blanchard Springs. For more information on Arkansas state parks, please go to the following website: [Arkansas State Parks](#).

Department of Finance and Administration  
P. O. Box 1272  
Little Rock, Arkansas 72203

# Moving To Arkansas

---

## *TABLE OF CONTENTS*

	<b>Page</b>
<b>Arkansas Facts and Folklore</b> .....	1
<b>Seventy-five Counties in Arkansas and State Symbols</b> .....	2
<b>Individual Income Tax</b> .....	3
Income Tax Returns .....	3
State Income Tax Filing Requirements .....	3-4
What Items Are Exempt?.....	4-5
What Are Allowable Adjustments? .....	5
What Are Allowable Deductions? .....	5
What is a Tax Credit, and Who is Eligible for One? .....	5-6
What is Withholding Tax, and Who Pays It? .....	6
What is Estimated Tax, and Who Should Pay It? .....	6
Who is Considered a Part-Year or a Non-Resident? .....	6-7
Indexed Tax Tables .....	7
What is the Income Tax Rate on Capital Gains Tax Rate, and Who Pays It? .....	7
What is Estate Tax, and Who Must Pay It?.....	7
<b>Excise Taxes</b> .....	8
What is Sales & Use Tax, and Who Must Pay It?.....	8
What is Local Sales & Use Tax, and Who Must Pay It? .....	8
New and Used Motor Vehicle Transactions .....	9
Transportation, Lodging, and Tourism .....	9
Sales Tax on Mini-Warehouses and Self Storage Rental Services.....	9
Prescription Medicines .....	9
Sales Tax Exemption for Electricity Usage if Annual Income is Below \$12,000 .....	10
Cigarette Tax .....	10
Are there Other Business Taxes that Taxpayers Must Pay? .....	10
What is Motor Fuel Tax, and Who Must Pay It? .....	11
<b>Property Tax</b> .....	13
What is Real Property? Personal Property? .....	13
Telephone Numbers for Selected County Assessors in Arkansas .....	15
What Are Special Property Tax Exemptions? .....	17
<b>Driver Licenses</b> .....	18-20
<b>Motor Vehicles</b> .....	20-23
<b>Taxpayer Bill of Rights</b> .....	23
<b>Voter Registration</b> .....	24
<b>Child Support</b> .....	25-26

# Moving To Arkansas

---

## *Arkansas Facts and Folklore*

Officially known as “The Natural State,” a variety of interesting nicknames have been used to describe this beautiful southern state. Among them are: The Diamond State, The Land of Opportunity, The Bear State, The Cave State, The Hot Water State, The Wonder State, and The Cradle of the Ozarks.



Arkansas was part of the Louisiana Purchase in 1803 before gaining its statehood in 1836. The name “Arkansas” is derived from a French translation of the Quapaw Indian word "acansa," or "downstream place." The Quapaw Indians (called the “downstream people” by the French) were kin to the Sioux and lived along the Mississippi River on Arkansas' easternmost border. For more information about the history of Arkansas, please visit the Secretary of State's web page, [Secretary of State](#).

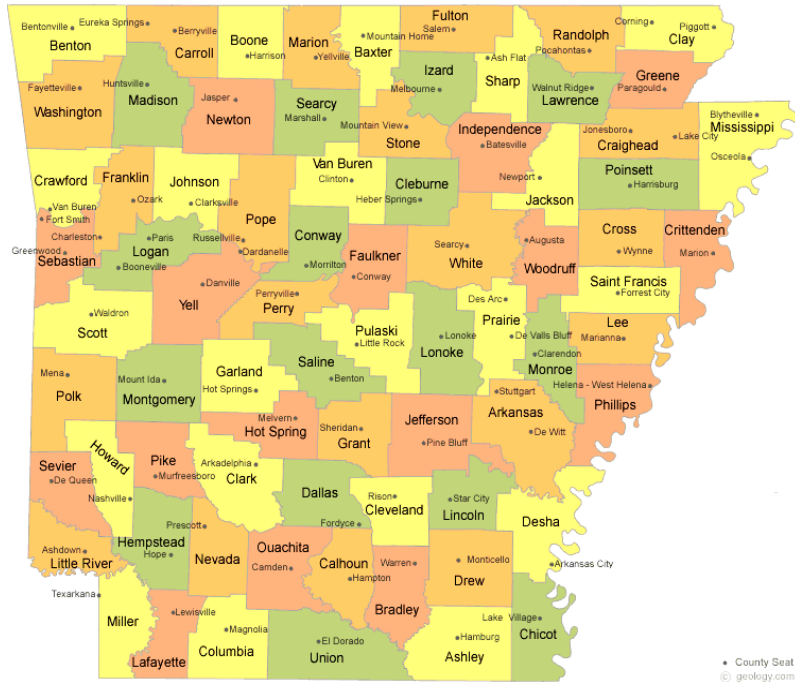
You may be interested in learning about the tax structure of Arkansas so that you will be aware of your obligations as a taxpaying citizen. This tax guide was prepared by the Arkansas Department of Finance and Administration's Revenue Division Problem Resolution and Tax Information Office to acquaint new residents with state tax laws. For more information on Arkansas state taxes, please visit the homepage for the Department of Finance and Administration, [DFA Homepage](#).

This tax guide was designed to help explain state and local taxes. It includes information on income tax, personal property tax, real estate tax, sales and use tax, and various miscellaneous taxes. It also explains how to obtain and renew a motor vehicle license and secure a driver license. Specific questions should be addressed to:

Problem Resolution and Tax Information Office  
Joel Y. Ledbetter Building, Room 2460  
P. O. Box 2717  
Little Rock, AR 72203  
(501) 682-7751 (office)  
[Brandon.Smith@dfa.arkansas.gov](mailto:Brandon.Smith@dfa.arkansas.gov)

# Moving To Arkansas

## The Seventy-five Counties in Arkansas



State Symbols	And Their Official Adoption Dates
<b>Flower</b>	Apple Blossom (1901)
<b>Tree</b>	Southern Pine (1939)
<b>Bird</b>	Mockingbird (1929)
<b>Historic Cooking Vessel</b>	Dutch Oven (2001)
<b>Mammal</b>	White Tailed Deer (1993)
<b>Fruit/Vegetable</b>	South Arkansas Vine Ripe Pink Tomato (1987)
<b>Gem</b>	Diamond (1967)
<b>Mineral</b>	Quartz Crystal (1967)
<b>Rock</b>	Bauxite (1967)
<b>Nickname</b>	"The Natural State" (1995)
<b>Official Language</b>	English (1987)
<b>Official Songs (2)</b>	"Arkansas (You run Deep in Me)" (1987) and "Oh, Arkansas" (1987)
<b>Official Historic Song</b>	"The Arkansas Traveler" (1987)
<b>Official State Anthem</b>	"Arkansas" (1987) (Eva Ware Barnett)
<b>Purple Martin Capital</b>	Lake Village-SE Purple Martin Capitol Fort Smith -NW Purple Martin Capitol (1993)
<b>Instrument</b>	Fiddle (1967)
<b>Soil</b>	Stuttgart (1997)
<b>Insect</b>	Honeybee (1973)
<b>State Motto</b>	"Regnat Populus" 1907 ("The People rule")
<b>Beverage</b>	Milk (1985)
<b>American Folk Dance</b>	Square Dance (1991)
<b>Grain</b>	Rice (2007)
<b>Butterfly</b>	The Diana Fritillary butterfly (2007)

For additional information, please go to the following web site:

# Individual Income Tax

Income

Tax

## Returns

Arkansas assesses an individual income tax, and its design is comparable to that of the federal income tax system administered by the Internal Revenue Service (IRS). While Arkansas generally adopts most federal income tax provisions, there are a few key differences between state and federal forms. For example, married couples have the option to file jointly or separately on their state individual income tax return(s). New taxpayers should consider both options to determine which option is to their best financial advantage. Please note the filing status of an Arkansas resident does not have to be the same as the federal filing status.

## State Income Tax Filing Requirements

If you lived in Arkansas during the previous year and if your income is more than listed in the chart below, you must file an Arkansas income tax return. To claim any refund due, you must file an Arkansas income tax return. Residents of Arkansas must complete Form [AR1000F](#). Nonresidents and Part-Year Residents must complete Form [AR1000NR](#).

<b>Marital Status</b>	<b>Filing Status</b>	<b>Gross Income</b>
Single (including divorced and legally separated)	Single	\$11,737
	Head of Household with 1 or no dependents	\$16,687
	Head of Household with 2 or more dependents	\$19,892
Married	Married Filing Joint with 1 or no dependents	\$19,794
	Married Filing Joint with 2 or more dependents	\$23,822
	Married Filing Separately	\$5,099
Widowed in 2011 or 2012, and not remarried in 2013	Qualifying Widow(er) with dependent child	\$16,687
	Qualifying Widow(er) with 2 or more dependents	\$19,892

**Disclaimer:** Please note the above chart is only for the 2016 tax year. The dollar

# Moving To Arkansas

---

**amounts and filing status requirements are subject to change each tax year. For updated dollar amounts and filing status requirements, please go to the following webpage: [Arkansas Individual Income Tax Forms and Instructions](#).**

Non-residents and part-year residents who have received income from any Arkansas source must file an Arkansas income tax return regardless of their individual income level. A non-resident is defined as someone who does not maintain a home or other residence in Arkansas. A part-year resident is defined as someone who has established a home or other dwelling place in Arkansas at some time during the previous calendar year or as someone who moved out of the state during the previous calendar year. A residence is defined as a lodging place used as a permanent dwelling place or a dwelling place to return to at some point during the calendar year.

In order to arrive at net taxable income, add personal income from all sources and subtract either standard or itemized deductions. For the total tax liability, use the net taxable income and find the tax amount on the appropriate tax-rate chart. After locating the total tax liability, subtract any estimated payments that were made, any withholding amounts shown on W-2 forms, and any tax credits which taxpayers may be entitled to deduct. The total tax liability less any payments, withholding, and other credits determines the amount of refund or the amount of any additional tax due.

## **What Items of Income Are Exempt?**

Exempt items of income include all dollar amounts subtracted from gross income to arrive at total taxable income. The types of income deemed exempt from taxation in Arkansas include:

- Full income tax exemption for service pay or allowances received by active duty pay members of the armed services, including the National Guard, and Reserves. Effective for tax years beginning January 1, 2014.
- Retired military personnel are entitled to a \$6,000 exemption;
- All military disability income;
- First \$6,000 received from a qualified employer-sponsored public or private retirement or disability plan. The \$6,000 is in addition to whatever cost of contribution the retiree is eligible to recover for the tax year;
- Social Security benefits, VA benefits, Workers' Compensation, Railroad Retirement benefits (Tier I and Tier II), and unemployment compensation;
- Money received from a life insurance policy due to a death;
- Interest received from the U.S., its possessions, the District of Columbia, Arkansas, or any political subdivision;
- If an IRA distribution was received after reaching the age of fifty-nine and one-half (59½), the first \$6,000 is exempt from tax;
- If income was received from military retirement, an adjustment may be computed if the payment includes Survivor's Benefit Payments;
- Premature distributions from a qualified employer-sponsored public or private retirement or disability plan made on account of the participant's death or disability also qualify for a \$6,000 exemption;

# Moving To Arkansas

---

- Amounts received as child support payments are exempt;
- Gifts, inheritances, bequests, or devises are exempt;
- Rental income of a home or the housing allowance paid to a duly ordained minister of a recognized church is exempt to the extent that it was used to rent or provide a home;
- Scholarships and fellowships are exempt from tax only if the recipient is a candidate for a degree at an educational institution and if the grant is a qualified scholarship or fellowship.

## **What Are Allowable Adjustments?**

Some allowable adjustments include:

- Payments to an IRA and Medical Savings Account (MSA) or Health Savings Account (HSA);
- Deduction for interest paid on student loans;
- Contributions to an Intergenerational Trust;
- Payments to a KEOGH plan and self-employed Simplified Employee Pension (SEP) and Simple Plans;
- Forfeited interest penalty for premature withdrawal of funds;
- Alimony and separate maintenance paid;
- Border-city exemptions (Texarkana);
- \$500 for the caring of a permanently disabled individual in your home;
- Self-employed health insurance;
- Moving expenses;
- Expenses related to donating an organ;
- Arkansas Tax-Deferred Tuition Savings Program;
- Military Reserve Expenses;
- Reforestation Deduction; and
- Teachers Qualified Classroom Investment

## **What Are Allowable Deductions?**

Arkansas customarily adheres to the IRS Code for the deduction types allowed on state income tax returns. Allowable deductions include:

- Medical and dental expenses (if more than 10 percent (for under the age of 65) or 7½ percent (for age 65 and over) of your adjusted gross income);
- Personal property taxes or taxes paid to a foreign country;
- Real estate taxes;
- Home mortgage interest paid to financial institutions;
- Home mortgage interest paid to an individual;
- Investment interest;
- Deductible points;
- Charitable contributions, including cash, artwork, and literary writings;
- Total casualty and theft losses;
- Post-secondary education tuition deductions;
- Tax return preparations fees if more than 2 percent of the total adjusted gross income;
- Miscellaneous deductions such as union or professional dues; and
- Volunteer firefighter expenses.

If a spouse files separately on the same income tax return or files on a separate income tax return, the deductions must be pro-rated based on each spouse's adjusted income. Further, married taxpayers must both elect to use the standard deduction or both spouses must claim

# Moving To Arkansas

---

itemized deductions even if the spouses file separate returns or file separately on the same return.

## **What is a Tax Credit, and Who is Eligible for One?**

The state of Arkansas allows you to use tax credits to lower or offset your tax liability. The credits can be used to the extent of your tax liability. The credits allowed are:

1. **Personal Tax Credits** - This tax credit is \$26 for each taxpayer and \$26 for each dependent. Additional credits of \$26 are authorized for each taxpayer who is certifiably deaf, blind, more than 65 years old, more than 65 years old and not claiming a retirement income exemption, the head of household, or a qualifying widow or widower. Also a \$500 credit is allowed for residents who care for a developmentally disabled individual in their own home (in addition to the regular dependent credit). Note: If you claim the Credit for Individuals with Developmental Disabilities, you must attach the AR1000RC5 form to your return the first year and it must be renewed every five (5) years.
2. **State Political Contribution Credits** – This is an individual income tax credit of up to \$50 per year per taxpayer (\$100 for a joint return) for cash contributions made to a candidate seeking a public office.
3. **Other State Tax Credit** - This credit is for taxes paid to another state by Arkansas residents. This credit is available only when Arkansas and the other state both seek to tax the same income.
4. **Child Care Credit** - This credit is equal to 20 percent (20%) of the federal credit for child care.
5. **Credit for Adoption Expenses** - This credit is 20 percent (20%) of the federal credit for adoption expenses.
6. **Business and Incentive Tax Credit** - This credit allows certain incentive tax credits for businesses. This credit should not be confused with business credits taken on the federal income tax return.
7. **Phenylketonuria Disorder Credit** - This credit allows up to \$2,400, per person, per year, to individuals or to families with a dependent child or children with Phenylketonuria (PKU), Galactosemia, Organic Acidemias, and Disorders of Amino Acid Metabolism for expenses incurred for the purchase of medically necessary medical foods and low protein modified food products. Any unused credit amount may be carried forward for an additional two (2) years.

## **What is Withholding Tax, and Who Pays It?**

Individual income taxes are automatically withheld from an employee's wages and remitted to the Withholding Section of the Revenue Department by the employer of the taxpayer. It is the responsibility of the employer to make certain their employer withholds taxes from all earned income. For individuals that are self-employed or have wages paid from out-of-state employers, who do not withhold, please see the Estimated Tax Section below. Employer is defined as a person doing business in or deriving income from sources within the state of Arkansas, who has control of the payment of wages to an individual for services performed.

Taxpayers who suspect their employer is not correctly withholding tax from their paychecks should contact the Withholding Section of the Revenue Department at (501) 682-7290 or by fax at (501) 683-1036. Withholding Tax Tables and forms are available by phone at (501) 682-7290 and on the department's website: [Withholding Tax Tables & Forms](#).



# Moving To Arkansas

---

## **What is Estimated Tax, and Who Should Pay It?**

Estimated individual income tax is the method used to pay tax on any income on which income tax is due but not withheld. This may include income from self-employment, retirement, pensions and annuities, interest, dividends, alimony, rent, capital gains, cash prizes, and wages paid from out-of-state employers.

A taxpayer must file a declaration of estimated tax for the income year if the taxpayer reasonably expects the estimated tax to be more than \$1,000. The declaration of estimated tax must be at least 90 percent of the actual amount due in the current year or equal to 100 percent of the tax due from the previous year to avoid under-estimated tax penalties.

## **Who is Considered a Part-Year or a Non-Resident?**

If a person has a permanent residence or a dwelling place in Arkansas and intends to return to it after leaving or if a person spends more than six months of the taxable year in Arkansas, they are considered an Arkansas resident for state tax purposes. All non-residents must file a state tax return if they receive any income from an Arkansas source. Part-year residents must file a return if they receive any income from any source while a resident of Arkansas. To arrive at the percentage of the total tax owed to the state of Arkansas, you must divide the income earned in Arkansas by your total income. The Arkansas tax liability is then based on the pro-rata share of the total income.

## **Indexed Tax Tables**

The Arkansas individual tax rates are graduated rates from the minimum amount of 1% to the maximum amount 6.9% of net taxable income. The rates are adjusted annually for inflation and can be found on the website under the respective tax year at: [Tax Table](#) (2016 Tax Table).

## **What is the Income Tax Rate on Capital Gains, and Who Pays It?**

Arkansas has adopted federal law concerning individual income tax on capital gains. Fifty percent (50%) of net capital gains are excluded from income with the remaining 50 percent (50%) being treated as ordinary income. Long-term capital gains are realized on the sale of a capital asset held more than 12 months. Short-term capital gains are realized on the sale a capital asset held for one year or less and are 100% taxable as ordinary income.

## **What is Estate Tax, and Who Must Pay It?**



Act 645 of 2003 repealed Arkansas estate tax for the estates of decedents dying on or after January 1, 2005. No Arkansas estate return is required if the decedent's death occurs on or after the above date.

For more information on individual income taxes, please contact the income tax office at the address and phone number below, or click on the link below to access the income tax website:

Department of Finance and Administration  
Income Tax Section

# Moving To Arkansas

---

P.O. Box 3628  
Little Rock, AR 72203-3628  
(501) 682-1100

[Income Tax Section](#)

## Excise Taxes

### **What is Sales & Use Tax, and Who Must Pay It?**

A state sales tax of 6 percent is imposed on sales of tangible personal property and various types of services. Effective July 1, 2011 as of the 2011 Regular Session, Act 755 states food and food ingredients are taxed at a reduced state rate of 1.5% (This has remained the same).

The state compensating use tax is imposed on goods and services purchased outside of Arkansas and brought into the state for utilization, storage, consumption, or distribution.

Local city and county sales and use taxes are applicable in most areas of Arkansas.

A supplemental mixed drink tax of 10 percent is imposed on the sale of alcoholic beverages (excluding beer) at restaurants. An additional four percent tax is also due on the sale of all mixed drinks (except beer and wine) sold for "on-premises" consumption. There is a 3 percent "off premises" tax on retail sales of liquor and wine, and an additional 1% tax on sales of beer.

### **What is Local Sales & Use Tax, and Who Must Pay It?**

Each Arkansas county and municipality has the authority to impose a local sales and use tax. These local sales and use taxes may be levied in varying increments. While these taxes are not imposed by the state, they are collected by the state and distributed to the cities and counties. Taxpayers should check with their respective county or city government for any applicable sales tax rates or check online at the link below.

For more information about sales and use tax, contact:


Arkansas Department of Finance and Administration  
Sales and Use Section  
P. O. Box 1272  
Little Rock, AR 72203-1272  
(501) 682-7104 or 682-1895

[Sales & Use Section](#)

# Moving To Arkansas

---

## **New and Used Motor Vehicle Transactions**




Arkansas imposes sales tax on new and used motor vehicle purchases. This tax is due at the time of registration of the vehicle and not at the point of sale. Application for registration must be made within 30 calendar days from the date of the purchase. Tax is paid on the total amount of the sale, less the trade-in, or private sale deduction. Extended warranty costs are also taxable. Effective January 1, 2012, Act 753 states no sales tax is due on a used vehicle if the vehicle's total sale is less than \$4,000.

A list of local revenue offices where you may register a vehicle and pay any tax due can be found at: [Revenue Offices](#).



## **Transportation, Lodging, and Tourism**

Sales tax is also due on purchases of trailers, semi-trailers, airplanes, and mobile homes. Sales tax also applies to the service of furnishing rooms by hotels, apartment hotels, lodging houses, tourist camps, or courts to transient guests who rent on less than a month-to-month basis. An additional 2 percent tourism tax applies to these lodging services as well as to the admission price to tourist attractions, watercraft rental, boat motors and related marine equipment, life jackets and cushions, water skis, and oars or paddles.



## **Sales Tax on Mini-Warehouses and Self Storage Rental Services**

Effective July 1, 2011, Act 1274 of 2009 states that mini-warehouses and self storage rental services are exempt from sales tax, but charges for the storing of motor vehicles and boats remain taxable. Also, sales and rentals of tangible personal property such as locks or storage supplies will remain taxable as well.

## **Prescription Medicines**

Sales of prescription medicines are exempt from sales tax as are the proceeds derived from the sale or the rental of medical equipment by a supplier to a person enrolled in or eligible for



either Medicare or any other medical aid program as outlined by federal law. Sale of insulin and test strips for the testing of human blood glucose levels are exempt from sales tax. A sales tax exemption is provided for the rental, sale, or repair of adaptive and disposable medical equipment. Certain items are exempt if they are prescribed by a physician prior to their being purchased. This exemption is not available, however, to purchases made by physicians, hospitals, nursing homes, or long-term care facilities for use by their patients or residents.

# Moving To Arkansas

---

## **Sales Tax Exemption for Electricity Usage if Annual Income is Below \$12,000**

Low-income taxpayers, with a total annual household income of less than \$12,000, are permitted a sales tax exemption for electricity usage. An application for this exemption must be filed with your designated electric company before the exemption can be actuated by the state.

### **Cigarette Tax**

A cigarette tax is imposed at the rate of \$1.15 per pack. A tax is also imposed at the rate of 68% on tobacco products other than cigarettes.




For more information about sales and use tax, contact:

Arkansas Department of Finance and Administration  
Sales and Use Section  
P. O. Box 1272  
Little Rock, AR 72203-1272  
(501) 682-7104 or 682-1895  
[Sales & Use Tax](#)

### **Are there Other Business Taxes that Taxpayers Must Pay?**

The state's Miscellaneous Tax Section handles various areas of taxation including: charitable bingo and raffles; timber processing; severance tax on natural resources; cigarettes; tobacco products; cigarette paper; imported wine; domestic wine; liquor and beer; amusements; real property transfers; soft drinks; brucellosis assessment; beef, wheat, rice, and soybean promotion; swine pseudo rabies eradication; merchandise vending; beauty pageant registration fees; bromide and museum fund; waste tires; corn and grain sorghum; catfish feed assessment; and construction permit surcharges.



For more information about other business taxes in Arkansas, contact:

Arkansas Department of Finance & Administration  
Miscellaneous Tax Section  
P. O. Box 896  
Little Rock, AR 72203  
(501) 682-7187  
(501) 682-1103 (fax)  
[Miscellaneous Taxes](#)

# Moving To Arkansas

---

## **What is Motor Fuel Tax, and Who Must Pay It?**



Every gallon of motor fuel purchased or used in Arkansas or purchased for sale in Arkansas is taxed. The tax is included in the price of each gallon of fuel at the pump. Diesel fuel is taxed at 22.5¢ per gallon. Gasoline is taxed at 21.5¢ per gallon. All revenue generated from these taxes is used to maintain Arkansas roads and highways. Dyed Diesel, intended for off-road use, is subject to an excise tax, which is administered through the Motor Fuel Tax Section and is taxed at a rate of 6¢ per gallon.

For information about motor fuel taxes, please contact:

Arkansas Department of Finance and Administration  
Motor Fuel Tax Section  
P. O. Box 1752  
Little Rock, AR 72203-1752  
(501) 682-4800  
[Motor Fuel Tax](#)



# Property Tax

## What Is Real

## Property Tax?

### What is Personal Property Tax?

All political subdivisions in Arkansas (including counties, cities, and school districts) are authorized by state law to impose taxes on real property (i.e., a house or land) and personal property (i.e., automobiles, pick-up trucks, recreational vehicles, boats and motors, motorcycles, and all-terrain vehicles). These taxes are known as "ad valorem" taxes. They are imposed according to item value only. Personal property taxes are not imposed on furniture and household possessions.

Local county tax assessors and collectors calculate and collect all real and personal property taxes. Revenue derived from personal property taxes supports public schools, libraries, and local government agencies.

Personal property must be assessed with the local county assessor's office each year before May 31. Any personal property taxes assessed after the deadline will include a monetary penalty determined by the respective county. These taxes are due on or before October 15 of the year following the assessment. If October 15<sup>th</sup> falls on Saturday, Sunday or a holiday observed by the United States Post Office the deadline for paying taxes extended. The taxpayer will have up to and including the next business day following the Saturday, Sunday, or holiday upon which October 15<sup>th</sup> fell to make the payment. Payment of these taxes can be made in person at the county collector's office, over the internet in some counties, or mailed to the county collector.

The assessed value is equal to 20 percent of the "true market value" of real property or the usual selling price of personal property. The tax due is calculated as the assessed value times the local mileage rate. Agricultural and forest lands, however, are assessed at "use" value rather than "true market value" of real property. Business property is assessed like individual property. Merchants' stocks and manufacturers' inventories are assessed at "annual average value."

There is a \$350 tax credit on the real property of a taxpayer's principal place of residence. To qualify for this credit, a taxpayer must be either an owner, a purchaser under a recorded contract to purchase, a holder of a recorded life estate, or a person that has formed a revocable trust that owns the property. Residing in a nursing home does not disqualify a person from the benefits of this provision.



Additionally, the taxable assessed value of homesteads will not increase more than five percent above the previous taxable assessed value except when new additions or substantial improvements are made to the property. However, the taxable value of the homestead will continue to increase each year until it equals 20% of market value. The taxable assessed value of homesteads of residents aged 65 and older or of those who are disabled are capped at the previous year value unless the property owner builds additions, substantial improvements are made to the property, or disposes of it. Taxable value increases for all other real property are limited to 10 percent per year with the same exceptions for new construction and substantial improvements.

# Moving To Arkansas

---

## Moving To Arkansas

---

New Arkansas residents should contact their respective county tax assessor for actual rates. Some of the counties and their telephone numbers are listed below:

		<b>Telephone Numbers for Selected County Assessors in Arkansas</b>	
COUNTY	CITY	PHONE NUMBER	Website
Pulaski County	Little Rock/North Little Rock	(501) 340-6181	<a href="http://www.pulaskicountyassessor.net/default">http://www.pulaskicountyassessor.net/default</a>
Saline County	Benton/Bryant	(501) 303-5622	<a href="http://www.salinecounty.org/assessor">http://www.salinecounty.org/assessor</a>
Faulkner County	Conway	(501) 450-4905	<a href="http://www.faulknercounty.org/assessor">http://www.faulknercounty.org/assessor</a>
Garland County	Hot Springs	(501) 622-3730	<a href="http://www.garlandcounty.org">http://www.garlandcounty.org</a>
Jefferson County	Pine Bluff	(870) 541-5334	<a href="http://jeffcoassessor.com/">http://jeffcoassessor.com/</a>
Miller County	Texarkana	(870) 774-1502	<a href="http://www.millercountyar.org/county-tax-assessor.html">http://www.millercountyar.org/county-tax-assessor.html</a>
Pope County	Russellville	(479) 968-7418	<a href="http://www.popecountyar.com/assessors_office.html">http://www.popecountyar.com/assessors_office.html</a>
Sebastian County	Fort Smith	(479) 783-8948	<a href="http://www.sebastiancountyar.gov/Departments/Assessor/Property-Assessment">http://www.sebastiancountyar.gov/Departments/Assessor/Property-Assessment</a>
Washington County	Fayetteville/Springdale	(479) 444-1520	<a href="https://www.co.washington.ar.us/government/departments-a-e/assessor/personal-property-assessments">https://www.co.washington.ar.us/government/departments-a-e/assessor/personal-property-assessments</a>
Benton County	Bentonville/Rogers	(479) 271-1033	<a href="http://www.bentoncountyar.gov/BCHome.aspx?info=Agency/Info/ASInfo.html&amp;page=Agency/Assessor/Default.aspx">http://www.bentoncountyar.gov/BCHome.aspx?info=Agency/Info/ASInfo.html&amp;page=Agency/Assessor/Default.aspx</a>

If you would like to visit the website of respective county assessors and available online payment options the websites are listed above:

A comprehensive list of tax assessors, collectors, and other county officials is available from:

Assessment Coordination Department  
1614 West Third Street  
Little Rock, AR 72201  
(501) 324-9240  
[Arkansas Assessment Coordination Department](#)



# Moving To Arkansas

---

# Moving To Arkansas

---

## **What Are Special Property Tax Exemptions?**



A disabled veteran, who has been awarded special monthly financial compensation by the Veteran's Administration (VA), is exempt from all real and personal property taxes if there is the loss, and/or loss of or use of one or more limbs, total blindness in one or both eyes, 100 percent service connected disability, or permanently and totally disabled with unemployability. Widows, so long as they do not remarry, and dependent children during their minority, of members who were killed in action, who died in service in line of duty, who died of service-connected disabilities, or whose husbands are missing in action are also eligible for this exemption.

The Arkansas Department of Veterans' Affairs assists veterans, their dependents, and survivors in their claims with the U.S. Department of Veterans' Affairs for benefits they are entitled to under Title 38, United States Code. The Arkansas Department of Veterans' Affairs Office is located at:

2200 Fort Roots Drive  
Building 65, Room 119  
North Little Rock, AR 72114  
Telephone: (501) 370-3820  
Facsimile: (501) 370-3829

[Arkansas Department of Veterans' Affairs Office](#)

The U.S. Department of Veterans' Affairs Office can be reached at (800) 827-1000, and the website is: [U. S. Department of Veterans' Affairs Office](#).

# Driver Licenses

Arkansas law requires anyone applying for an initial Arkansas driver license to show proof of legal "presence" in the United States. Acceptable documents include a valid U.S. Birth Certificate, U.S. Visa, Photo document from DHS (Department of Homeland Security, Bureau of Citizenship and Immigration—No Border Crosser), Photo Military/Military Dependent ID, U.S. Passport, or Naturalization Certificate. If the name on the legal presence document is different from the current legal name used by the applicant, a name linking document such as a marriage license, divorce decree, or court order for name change is required. Two forms of identification must be presented to a department representative at any local revenue office before any initial driver license or identification card can be issued.

Effective October 3, 2016, you will have two options when applying for or renewing a driver's license or identification card:

1. You may choose the new Arkansas Voluntary Enhanced Security DL or ID. This new card will be compliant with the Federal "REAL ID Act of 2005," and will provide enhanced security from fraud and identity theft. The new card will cost the same as a regular DL or ID card. The new card will also contain a gold star shown on the upper right corner.
2. You may choose to renew your regular DL or ID cards, which are not compliant with the Federal "REAL ID Act of 2005." The non-compliant cards will be marked, "Not for Federal Identification," (see photo below).

The new "Enhanced Security Driver's License or Identification Card is 'voluntary' until October 1, 2020. Anyone who boards a domestic flight or enters a federal building will either need an Arkansas Voluntary Enhanced Security Driver's License (DL) or Identification Card (ID), or will need to provide a regular card and additional accepted forms of identification. This is for the purpose of Arkansas statute being in line with Federal mandate. Please refer images 1 and 2 to see the "Enhanced Driver's License and Identification Card. The new federally compliant driver's license and identification cards will be marked with a star on the top right corner beside the your 'date of birth' (DOB).

If you would like more information on about our "Voluntary Enhanced Security DL or ID" click the link the below: <http://www.dfa.arkansas.gov/offices/driverServices/Pages/RealID.aspx>

# Moving To Arkansas

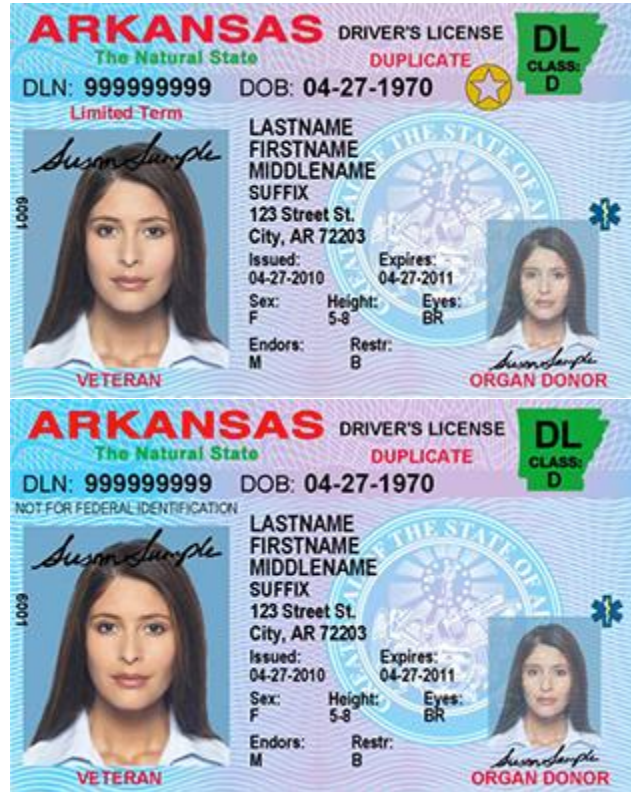


Image 1: Top (Enhanced Security DL)  
Bottom (Standard DL)

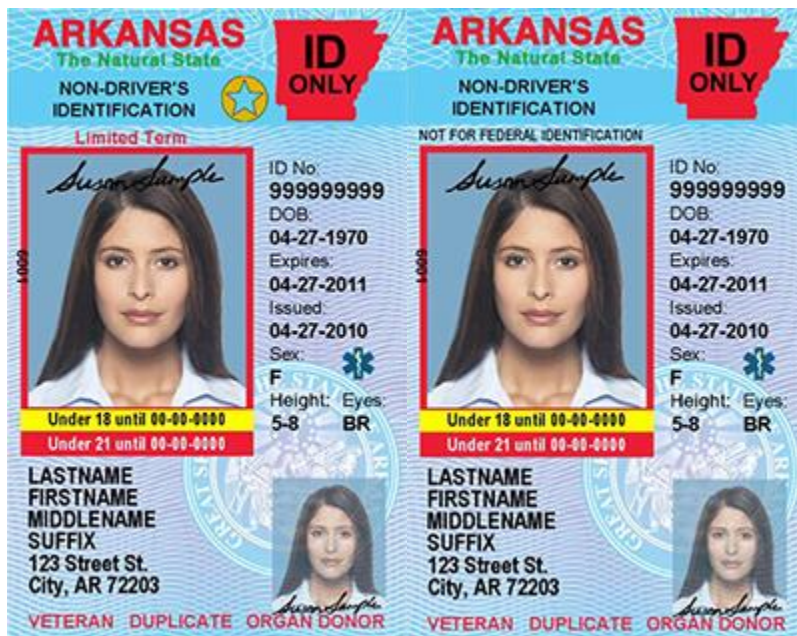


Image 2: Left (Enhanced Security ID)  
Right (Standard DL)

## Moving To Arkansas

---

To operate a motor vehicle, a resident of Arkansas must obtain an Arkansas driver's license. A new resident must obtain an Arkansas driver license at a local revenue office within 30 days after becoming domiciled in Arkansas. No driver license examination is required if the applicant surrenders a valid license from another state or surrenders one that is not expired more than 31 days. Arkansas issues a driver license for an eight-year period, and the cost is \$40.00. An eyesight examination is required. A commercial driver license (CDL) costs \$42. If a licensed driver loses a license or makes a change (i.e., relocation, change in name, and etc.), there is a \$10 charge.

A driver who is less than 18 years old must have at least six months of restricted driving experience before obtaining an unrestricted license. New drivers may receive an instruction permit that is valid for a period of six months. A six-month permit extension is also permitted.

Arkansas law also requires that persons less than 18 years old provide proof of school enrollment, high school graduation, or completion of a General Equivalency Degree (GED) prior to taking any driver license examination. Persons still enrolled in school must show proof of at least a "C" grade-point average (2.0 on a 4.0 scale). The appropriate form is available at any Arkansas high school.

Arkansas uses a graduated licensing scheme for young drivers. This created two new driver license formats:

1. A learner's license is issued for those between 14 and 16 years of age; and
2. An intermediate's license is issued for those between 16 and 18 years of age.

A regular license is issued for those over 18 years of age. All passengers riding in a car driven by a person holding a learner or intermediate license must wear seatbelts. To obtain a learner's or intermediate's license or move up in class, the applicant must not have incurred any accidents or serious traffic convictions in the most recent six months. To move up to an unrestricted Class D license from an intermediate license, the applicant must not have incurred any accidents or serious traffic convictions in the most recent twelve months.

A driver who is at least 18 but under 21 years old may use a hands-free wireless device while operating a motor vehicle, but is prohibited from using a handheld wireless device while driving, except for an emergency purpose. A driver with a learner's permit or an intermediate driver's license shall not use a cellular telephone device or other interactive wireless communication device while operating a motor vehicle except for an emergency purpose.

An Under 21 License includes key information about drivers under 21 years old. Their photos are framed in red. The date beneath the photo is the date the bearer of the license turns 18 or 21. The date of birth is highlighted in red, and a magnetic strip and bar code for personal data is on the back of each card to assist law enforcement officers and businesses. A fingerprint can be voluntarily captured digitally to protect personal records. The new cards also have a digital photograph, a holographic state seal, and an additional ghost image of the licensee on the bottom right-hand side of the front to deter duplication.

For information about the written test, contact the Arkansas State Police Troop nearest you. Free study books can be obtained at Revenue Offices statewide or at any State Police District Office. These books are also available online at the following link: [Arkansas State Police Driver Examination Website](#)

A driver license for a motor-driven cycle of more than 50 cubic centimeters (cc) up to and

## Moving To Arkansas

---

including 250 cc may be obtained at 14 years old (expiring at 16) for \$4. A four-year motorcycle license is required at age 16. A motorcycle endorsement on a driver license is available for \$10.

Any person operating a commercial motor vehicle must have a Commercial Driver's License (CDL). A CDL is required for operating any motor vehicle with a gross weight of 26,001 pounds or more or for any motor vehicle transporting 16 or more passengers or hazardous materials. There is a \$50 CDL test application fee and also a \$42 license fee.

Act 922 of 2017 requires a person to complete a human trafficking and prevention course to be issued a Class A commercial driver's License; or become a Certified Trucker Against Trafficking by completing the online certification course offered by Truckers Against Trafficking and provides evidence of completion to the Department of Finance and Administration with his or her application for a commercial driver's license. A person who currently holds a Class A commercial driver's license is required to comply with this law when applying to renew his or her license. Act 922 is effective ninety (90) days after May 1, 2017.

Effective July 27, 2011, Act 729, allows for a living will designation that can be placed on a driver's license or identification card.

A photo identification card is issued for four years for \$5. An identification card will not be issued, however, to anyone who has a valid driver license. The photo identification card is valid for life to anyone 60 years old or older. As of the 2011 Regular Session in Act 193, the photo identification card is valid for either four or two years for anyone under sixty 60 years of age, depending on the person's age, and it is renewable upon expiration. Also, Act 193 states the photo identification card is valid for four years from the date of issue for anyone 14 years of age and older, and for anyone 5 to 13 years of age, the identification card shall be valid for 2 years from the date of issue, and a parent, legal guardian, grandparent, or sibling over 18 years of age must accompany the applicant to the issuing location and sign the electronic application. Act 193 was effective July 27, 2011.

As of the 2017 Regular Session in Act 460, Class D and M driver's licenses for applicants 18 years or older will cost \$24.00 for eight (8) years eligibility. Intermediate Class M and Class D driver's licenses for applicant's 16-18 and Learner's Class D and Class M driver's licenses for applicant's 14-16 costs \$12.00 for up to 2 years eligibility. If a person is required to have an eye exam for his or her Class D or Class M driver's license, there will be an additional fee of \$1.00 for four (4) years or \$2.00 for eight (8) years. If an applicant is 70 years of age or older and has an expired Class D or Class M license, he or she can choose between an eight (8) year eligibility for \$24.00 or a four (4) year eligibility for \$12.00. Effective November 13, 2017.

For more information about a driver license, CDL, or ID card, contact:

Department of Finance and Administration  
Office of Driver Services  
P. O. Box 1272  
Little Rock, AR 72203  
501-371-5581

[Office of Driver Services](#)

# Motor Vehicles

All new residents must register their motor vehicles within 30 days of establishing residence in Arkansas. Proof of personal property assessment (through your local county of residence), proof that no personal property taxes are due, and proof of the proper kind and amount of liability insurance must be presented at the time of registration to obtain a vehicle tag. Vehicle Identification Number (VIN) verification is required if an out-of-state salvage title is being surrendered. The Arkansas State Police conducts VIN verifications, and a number of local law enforcement agencies also participate in the program.



Vehicle registration renewal reminders are sent no less than 30 days prior to expiration. Effective July 27, 2011, Act 67 of the 2011 Regular Session states that motor vehicle renewal notifications can be sent by email to the vehicle owner if he or she consents. Before renewing vehicle tags, Arkansas law requires you to assess your vehicle with your county assessor and pay all personal property taxes you owe through your county collector's offices. You are also required to maintain

liability insurance on your vehicle. Proof of assessment, payment of personal property taxes, and proof of liability insurance are automatically checked by computer. Renewals may be done by telephone, internet, mail, and in person. Please follow the instructions contained on the renewal notice for proper compliance with state law. To renew your license and/or change your address, please go to the website: [ARSTAR](http://ARSTAR).

Due to the 2011 Regular Session, Act 335 states certain vehicles and motorboats that are registered with the Arkansas Department of Finance and Administration (DFA) can be transferred to the beneficiary after the death of the owner.

Liability insurance or self-insurance must not be less than \$25,000 for bodily injury or death of one person in any one accident; not less than \$50,000 for bodily injury or death of two or more persons in any one accident; and coverage of \$25,000 for property damage. Insurance records are updated monthly by insurance providers operating in Arkansas.

Act 1046 of the 2011 Regular Session allows law enforcement to impound a motor vehicle that does not have the minimum liability insurance required by law or a certificate of self-insurance.

Automobile registration fees are based on the vehicle's unladen weight:

- 3,000 pounds or less – \$17;
- 3,001 pounds to 4,500 pounds – \$25;
- 4,501 pounds and more – \$30; and
- One-half ton, three-quarter ton, and one ton pickup trucks used for personal transportation and not for commercial use of any type – \$21 regardless of weight. (Remained the same).



## Moving To Arkansas

---

Non-residents are permitted to operate a vehicle in the state for up to six months without registering it in Arkansas. A list of revenue offices can be found at the following link: [Revenue Offices](#).

Act 826, which was passed during the 2011 Regular Session, states a purchaser of an assembled motor vehicle may obtain a title to the assembled motor vehicle only through the bonded title process.

Act 285, which was passed during the 2011 Regular Session, states a motor vehicle title can be obtained when there is a total loss settlement.

For more information, contact:

Department of Finance and Administration  
Office of Motor Vehicle  
(501) 682-4692  
P. O. Box 1272  
Little Rock, AR 72203

[Office of Motor Vehicle](#)



# Taxpayer Bill of Rights

Under the Arkansas Taxpayer Bill of Rights, the department advises taxpayers of their rights during the tax audit and collections processes. Taxpayers are provided the opportunity to have an informal hearing close to their area of residence once they are assessed for taxes.



2016 version).

For a [copy of the Arkansas Taxpayer Bill of Rights](#) please call (501) 682-7751 or go to the following link to view the Taxpayer Bill of Rights online:

[Taxpayer Bill of Rights](#) (updated to



# Voter Registration

A new resident to the state of Arkansas is eligible to register to vote after residing in Arkansas at least 30 days, prior to the first election in which you will vote.

**The requirements to vote in Arkansas, are:**

- Be a U.S. citizen.
- Be an Arkansas resident (this is obtained by living in Arkansas for more than thirty (30) days.
- Be age 18 or turn 18 on or before the next election.
- Not be a convicted felon whose sentence has not been discharged or pardoned.
- Not be presently adjudged as mentally incompetent as to your ability to vote by a court of competent jurisdiction.

**New residents can fill out an application to register to vote at your local:**

- County clerk's office in your home county
- State Revenue Office, Driver Services (pick up a paper form or ask for your information to be transmitted electronically)
- Public library or Arkansas State Library
- Public assistance agency
- Disability agency
- Military recruitment office
- Arkansas National Guard

For a list of County Clerks click link below:  
[Clerk Offices](#)

For more voter registration information and access to online and paper application forms go to the Secretary of State's Office website: [Voter Registration Information](#)

# Office of Child Support



The Arkansas Office of Child Support Enforcement (OCSE) is a division within the Department of Finance and Administration, Revenue Division. OCSE works in partnership with the Federal Office of Child Support Enforcement and other State agencies to establish and enforce court-ordered child and medical support. The primary objective of OCSE is to ensure children have their financial and health care needs met.

### **If you do not currently have a child support order**

Services are available to anyone who is a parent, legal guardian, or caretaker (referred to as a custodial party) of a child under the age of 18 who lives with them, or to someone who is owed past-due child support for a child over the age of 18 if the amount owed is based on a court order or, if appropriate, a judgment on the past-due child support. Both parents do not have to be in the same state to receive services. OCSE will look at your case to determine what actions can be taken.

Custodial parties who need assistance to establish paternity or establish or enforce child or medical support may complete a Request for Services booklet requesting enforcement services from OCSE. There is a charge for these services. However, if you receive cash assistance (TEA, Transitional Employment Assistance), Medicaid, including Arkansas Works, or ARKids 1<sup>st</sup> A or B benefits for the child, services are free. TEA and some Medicaid recipients will be referred to OCSE and a case will be opened automatically.

The following services will be provided for those who have submitted a request for services or who have been referred to OCSE: locate a noncustodial parent for the purpose of providing services, establish paternity for a child, establish and enforce an order for financial and medical support, collect child support payments, and modify your present child support order, if appropriate. OCSE does not have the authority to provide assistance with custody or visitation issues.

### **If you already have a child support order in another state**

If you already have a case open with another state's child support office, you can usually keep that case open if everything is going as it should. If you want Arkansas to work to enforce your case, you may complete a Request for Services and let us know you have a case open in another state and wish to close it.

Child support payments are made through the Arkansas Child Support Clearinghouse. Payments are sent to the custodial party within two business days of receipt and identification of the payment.

## Moving To Arkansas

---

To apply for services or for more information, visit our website at [www.childsupport.arkansas.gov](http://www.childsupport.arkansas.gov), or call 1-877-731-3071.

To begin the application process, you may request an application by calling or writing to the address shown below or by contacting the child support office nearest you. A list of office locations can be found at the following link: [List of Arkansas Child Support Offices](#).

Arkansas Office of Child Support Enforcement  
322 South Main Street, Suite 100  
P. O. Box 8057 (this changed with the move)  
Little Rock, AR 72203  
(877) 731-3071

[Office of Child Support](#)

---

Prepared by the Problem Resolution and Tax Information Office. 501-682-7751. Revised 2/27/2014. For more information on Acts passed during the 2011 and 2013 Regular Session that are listed in this issue of Moving to Arkansas, please go to the following webpage: [Arkansas Acts Search](#).